

Slurry Tamer - Wear Resistant Throttling Valve



KEY FEATURES

Originally developed for the coal preparation industry to handle dense media (magnetite) throttling applications. Subsequently further developed and applied in other aggressive or arduous slurries in numerous industry applications. To satisfy such slurry control requirements a valve must be hard wearing with a long service life, and be easily and reliably automated. Also, should the need arise, it must be readily serviceable and repairable.

Valveco Industries offers a valve to meet these criteria and more, Slurry Tamer the Wear Resistant Throttling Valve.

DESIGN AND CONSTRUCTION

The Slurry Tamer Valve features a corrosion resistant 316 stainless steel body, distinctively finished with bright orange enamel paint for ready differentiation from standard knife gate valves. The stem, packing gland, actuator superstructure and all fasteners are stainless steel for corrosion resistance.

Internal wearing parts of the valve are renewable at a fraction of the cost of a new valve. These parts include a tool steel inlet cone, a tool steel gate and a unique design tool steel U-vee port. The 316 stainless steel body component in contact with the media is ceramic lining protected.

Many actuator options are available for use with the Slurry Tamer Valve ranging from handwheels, chainwheels or levers to pneumatic cylinders and electric motors.

Other than the superior service life and abrasion resistance that the Slurry Tamer Valve offers, there are many other benefits over other supposed slurry resistant valve types.

The key benefit that the Slurry Tamer Valve offers is that it centralises rather than deflects the media flow, thus reducing downstream wear commonly experienced with other valve types. A longer wearing valve, and no costly downstream pipe erosion problems.

Externally our throttling slurry valve merely looks like a high quality knife gate valve, but it's what's inside that counts.

Simple but effective super hard wearing throttling control valves – that's what you get with Valveco Industries "Slurry Tamer" Valves.

STANDARD FEATURES

Replaceable gate and U-vee port of Brinell 680 plus tool steel. Generous wearing area on the lower side of the U-vee port and square edge gate bottom ensures shut-off capability even after erroneous wear. Maximum control accuracy is maintained from open to close by the constant aspect ratio of the U-vee orifice design. Manually operated valves feature stem protection by a fixed stem cover above the handwheel and a flexible spindle boot below, thus ensuring non seize valve operation even after prolonged periods of non operation. PLC driveable in the worst of environments by the use of severe service sized pneumatic cylinder actuators controlled by a robustly mounted VRC valve positioner. This positioner is vibration and corrosion resistant and features a highly visual valve position display. Input signal options available include 4 to 20 ma electropneumatic or 20 to 100kpa pneumatic versions. Long packing life is attributed to PTFE impregnated cross plait synthetic yarn with brick method assembly in a 316 stainless steel packing box. A tool steel deflection cone insert is supplied with each valve, which protects the body inlet from erosive slurry effects. This insert, together with the U-vee port insert are both retained with stainless steel holding screws that enable quick and simple replacement. Combined with the ceramic body lining all internal parts are highly wear resistant.

Slurry Tamer - Wear Resistant Throttling Valve



CONSTRUCTION


- Basalt pipe matched for increased life.
- Gate and U-vee ports of stainless steel or industrial plastic materials.
- Application flow rate matched U-vee port designed for increased service life.
- Any actuation requirement.
- Position feedback potentiometer.
- Customised options are our specialty, please ask for any requirement that you may have.

ORDERING INFORMATION


- Manual valve -ST2-M-#
- Auto valve DA pneumatic 20 to 100kpa pneum signal -ST2-AP-#
- Auto valve DA pneumatic 4 to 20 ma electronic signal -ST2-AE-#

Asterisk = valve size Hash = required flange drilling eg 100mm-ST2-M-D


Dimensional data is available upon request.



Basalt matched valve
front view



Basalt matched valve
reverse view



FLO-DS-0107 - SEP. 2020